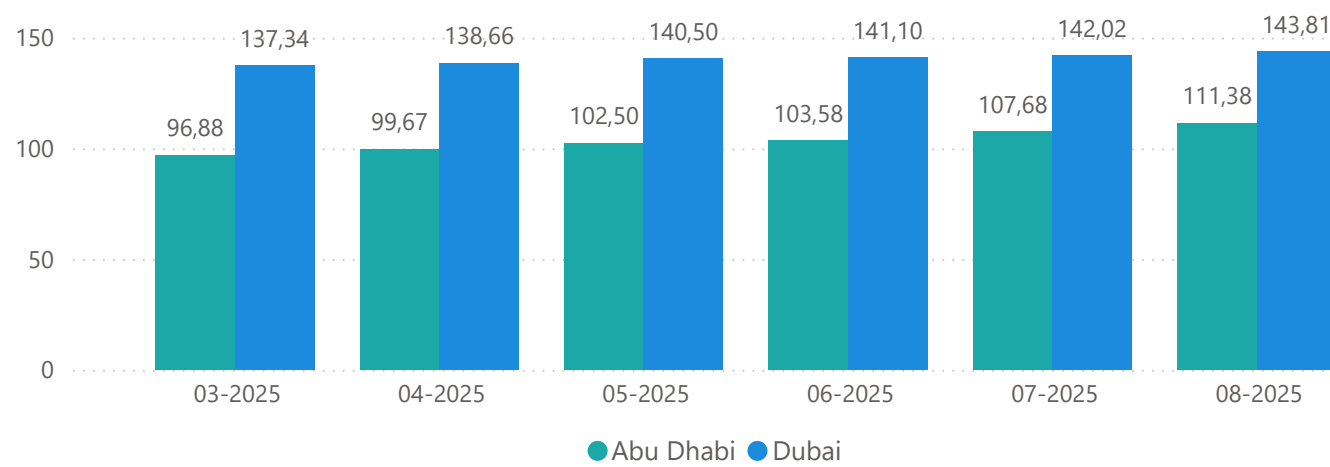


IMPORTANT UPDATE / August 2025: United Arab Emirates Residential Property Price Index base year has been updated to Jan, 2014 from the base year of 2003. The change was made to increase readability of the index and the calculation methodology has been kept the same. Price movements and the total price changes over period are identical with the previous base year.

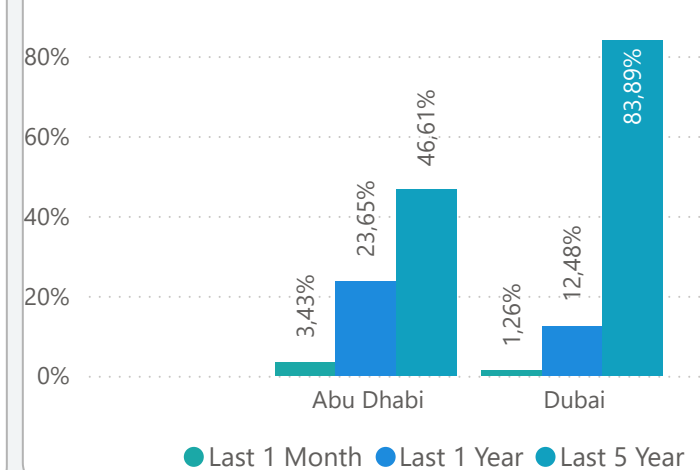
RESIDENTIAL SALES AND RENT PRICE INDICES

All Residential Market

Residential Market Sales Price Index (2014, Jan=100)



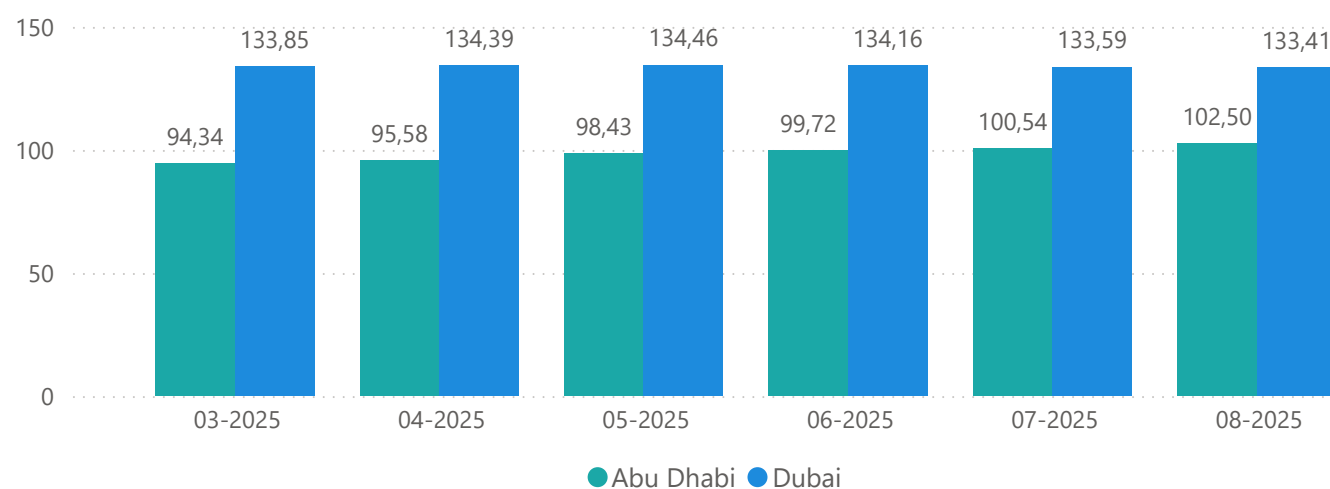
Residential Market Sales Price Changes (%)



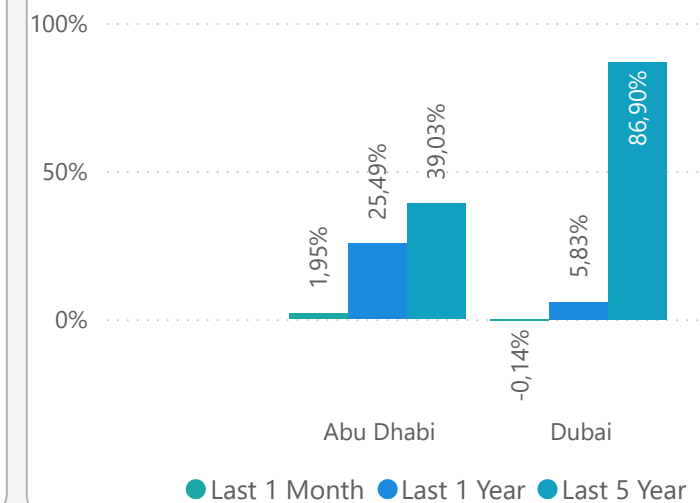
• **Abu Dhabi** Residential Property Sales Price Index **increased** by **3.70** points, from **107.68** to **111.38**, which represents an **increase** of **3.43%** in **August 2025**. Prices also increased **23.65%** y-o-y.

• **Dubai** Residential Property Sales Price Index **increased** by **1.79** points, from **142.02** to **143.81**, which represents an **increase** of **1.26%** in **August 2025**. Prices also increased **12.48%** y-o-y.

Residential Market Rent Price Index (2014, Jan=100)



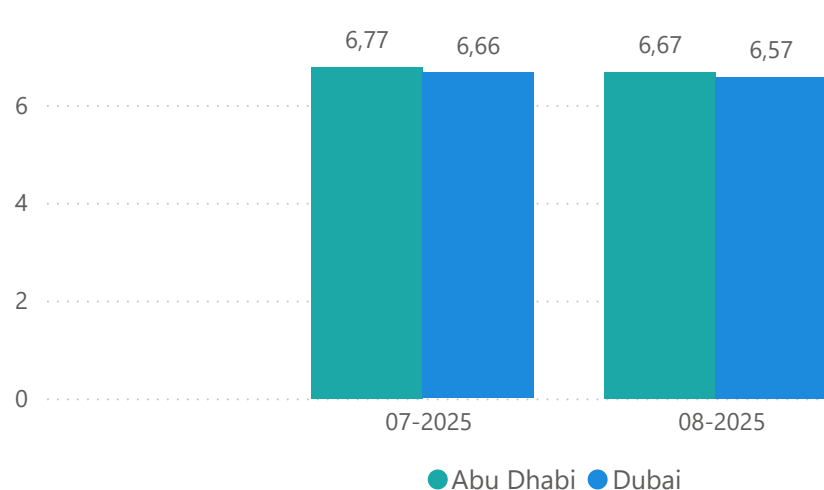
Residential Market Rent Price Changes (%)



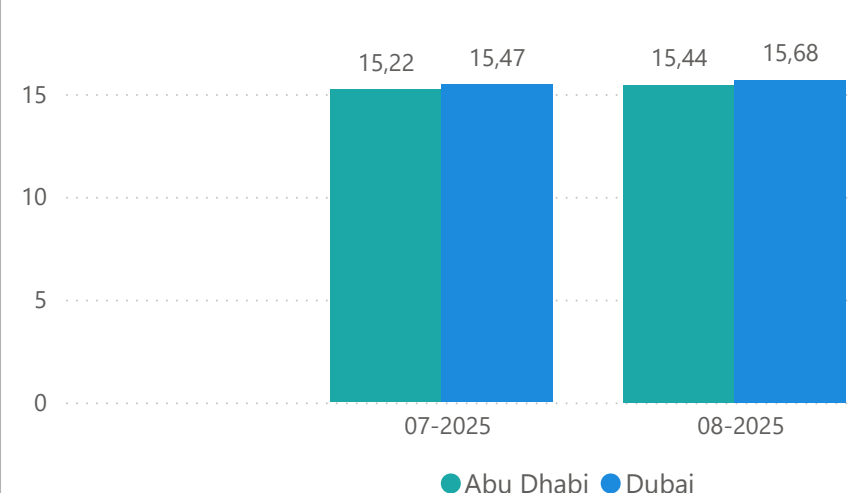
• **Abu Dhabi** Residential Property Rent Price Index **increased** by **1.96** points, from **100.54** to **102.50**, which represents an **increase** of **1.95%** in **August 2025**. Prices also increased **25.49%** y-o-y.

• **Dubai** Residential Property Rent Price Index **decreased** by **0.18** points, from **133.59** to **133.41**, which represents a **decrease** of **0.14%** in **August 2025**. Prices increased **5.83%** y-o-y.

Residential Market Gross Rental Yields (%)

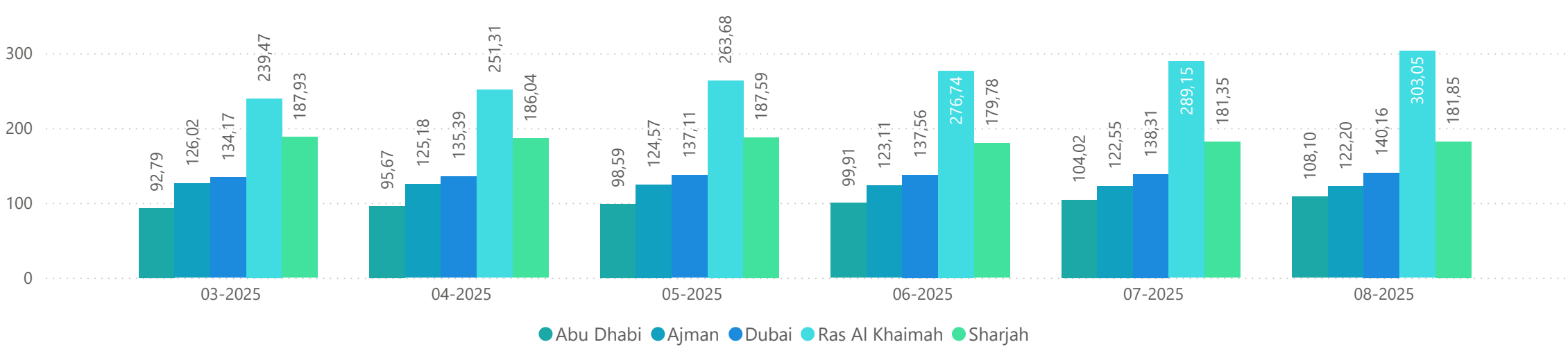


Residential Market Price to Rent Ratios (Year)

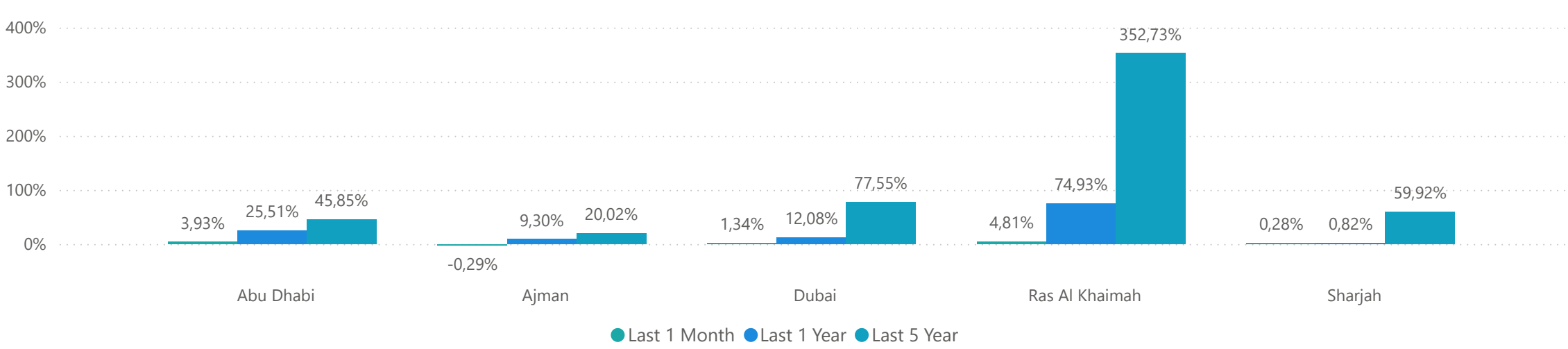


Apartments

Apartment Sales Price Index (2014,Jan=100)

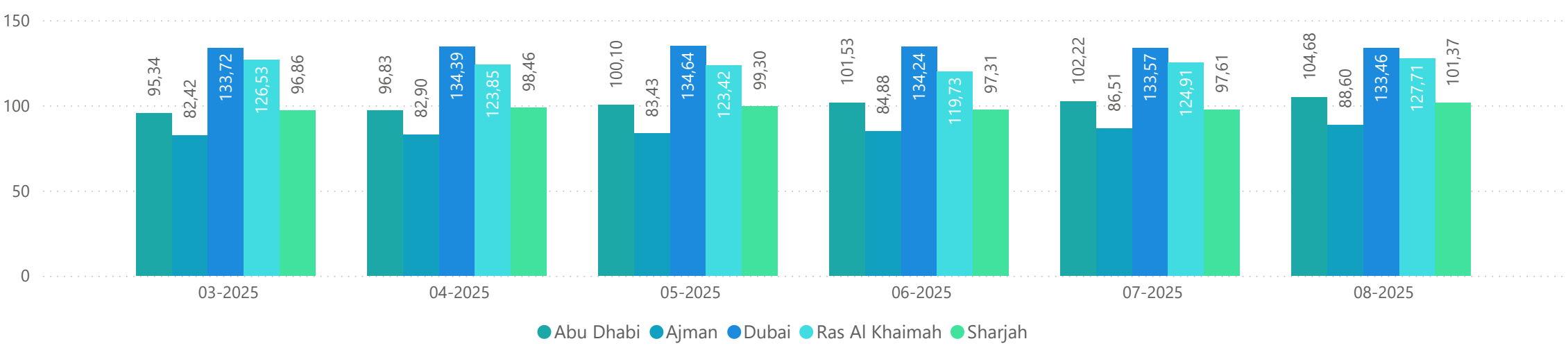


Apartment Sales Price Changes (%)

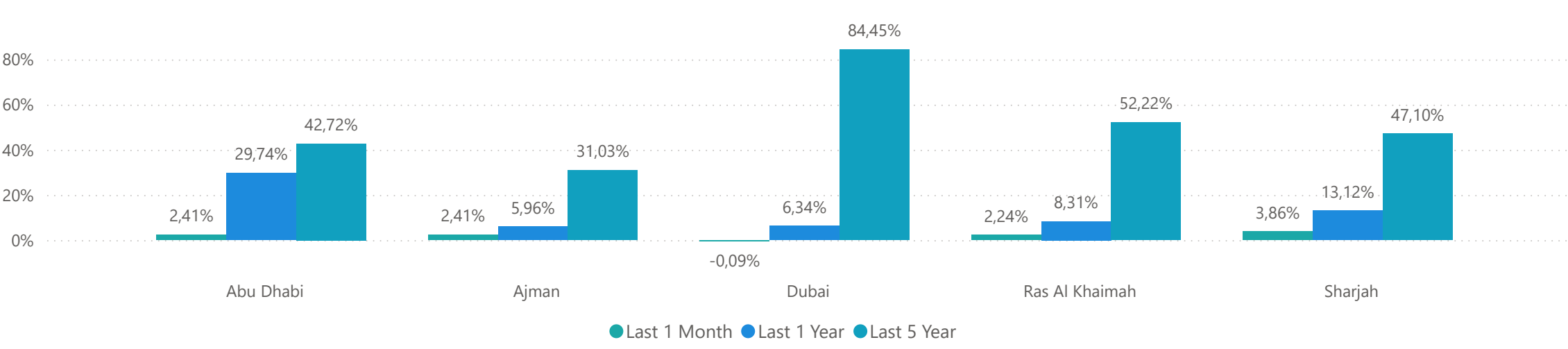


- **Abu Dhabi** Residential Property Sales Price Index for apartments **increased** by **4.08** points, from **104.02** to **108.10**, which represents an **increase** of **3.93%** in **August 2025**. Prices also increased **25.51%** y-o-y.
- **Ajman** Residential Property Sales Price Index for apartments **decreased** by **0.35** points, from **122.55** to **122.20**, which represents a **decrease** of **0.29%** in **August 2025**. Prices increased **9.30%** y-o-y.
- **Dubai** Residential Property Sales Price Index for apartments **increased** by **1.85** points, from **138.31** to **140.16**, which represents an **increase** of **1.34%** in **August 2025**. Prices also increased **12.08%** y-o-y.
- **Ras Al Khaimah** Residential Property Sales Price Index for apartments **increased** by **13.90** points, from **289.15** to **303.05**, which represents an **increase** of **4.81%** in **August 2025**. Prices also increased **74.93%** y-o-y.
- **Sharjah** Residential Property Sales Price Index for apartments **increased** by **0.50** points, from **181.35** to **181.85**, which represents a **increase** of **0.28%** in **August 2025**. Prices also increased **0.82%** y-o-y.

Apartment Rent Price Index (2014,Jan=100)

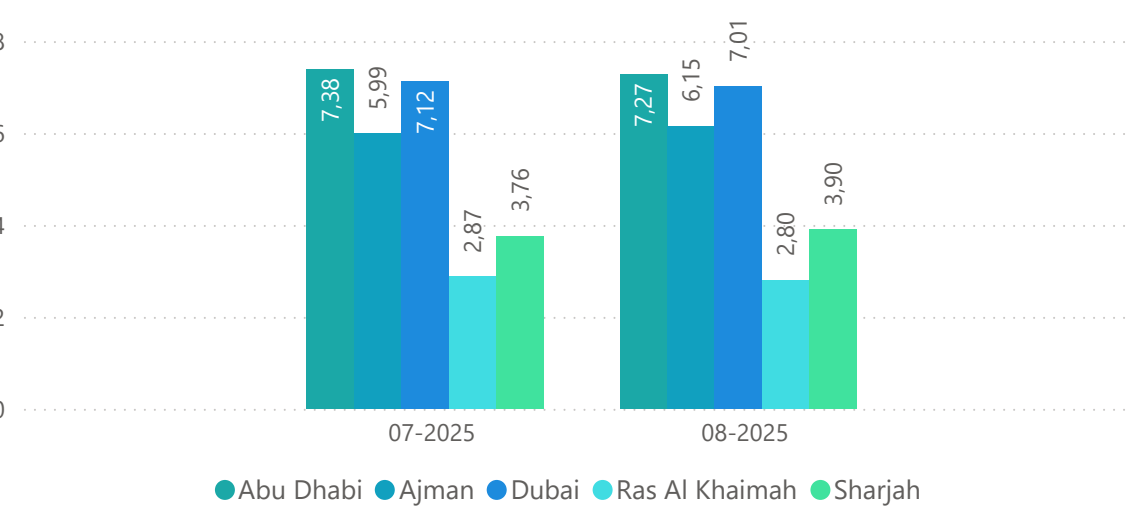


Apartment Rent Price Changes (%)

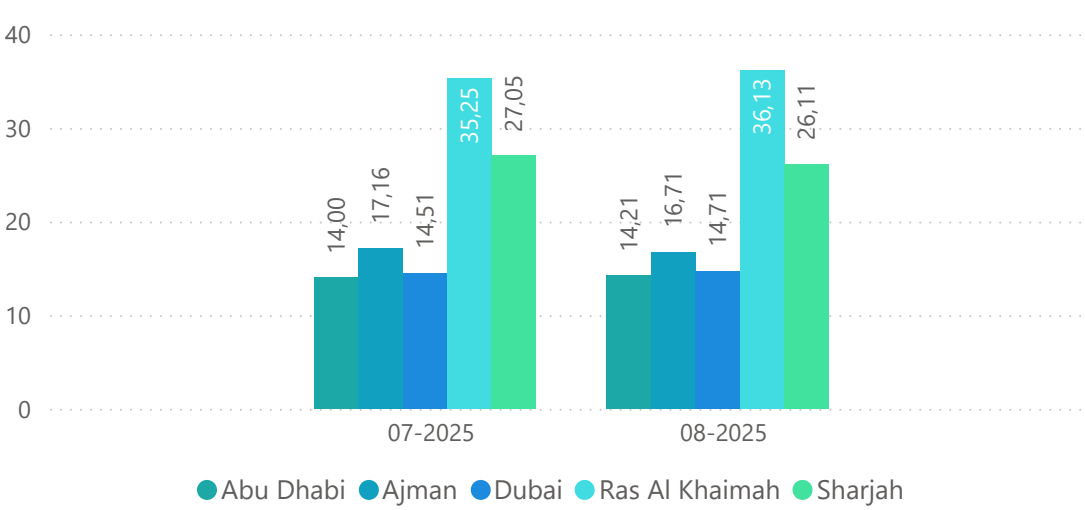


- **Abu Dhabi** Residential Property Rent Price Index for apartments **increased** by **2.46** points, from **102.22** to **104.68**, which represents an **increase** of **2.41%** in **August 2025**. Prices also increased **29.74%** y-o-y.
- **Ajman** Residential Property Rent Price Index for apartments **increased** by **2.09** points, from **86.51** to **88.60**, which represents an **increase** of **2.41%** in **August 2025**. Prices also increased **5.96%** y-o-y.
- **Dubai** Residential Property Rent Price Index for apartments **decreased** by **0.11** points, from **133.57** to **133.46**, which represents a **decrease** of **0.09%** in **August 2025**. Prices increased **6.34%** y-o-y.
- **Ras Al Khaimah** Residential Property Rent Price Index for apartments **increased** by **2.80** points, from **124.91** to **127.71**, which represents an **increase** of **2.24%** in **August 2025**. Prices also increased **8.31%** y-o-y.
- **Sharjah** Residential Property Rent Price Index for apartments **increased** by **3.76** points, from **97.61** to **101.37**, which represents an **increase** of **3.86%** in **August 2025**. Prices also increased **13.12%** y-o-y.

Apartment Gross Rental Yields (%)

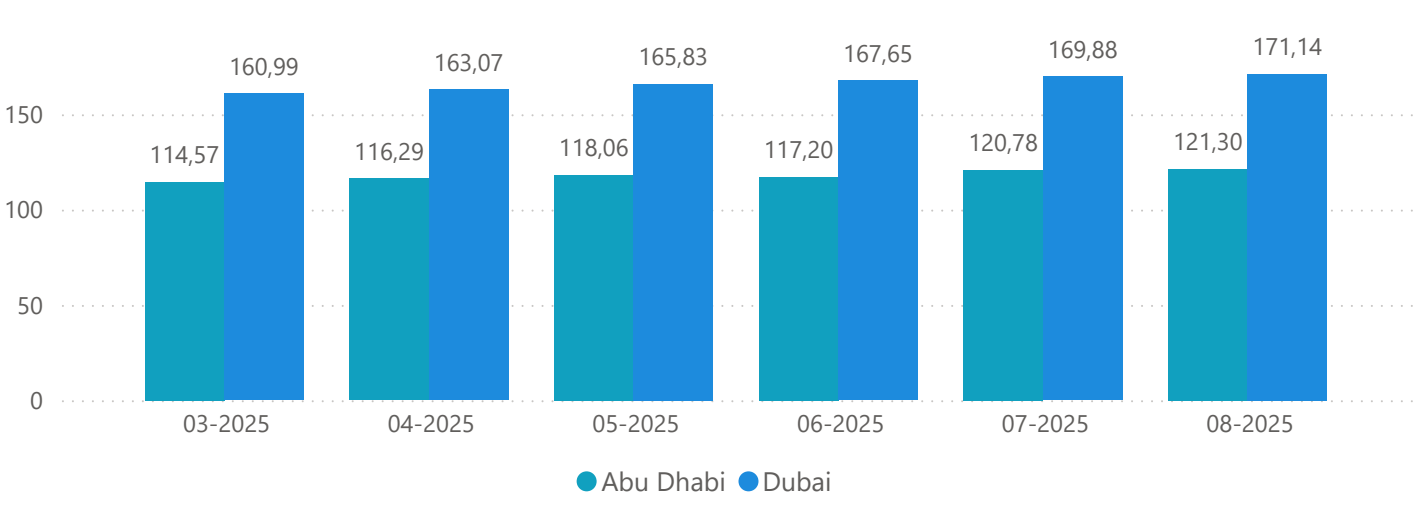


Apartment Price to Rent Ratios (Year)

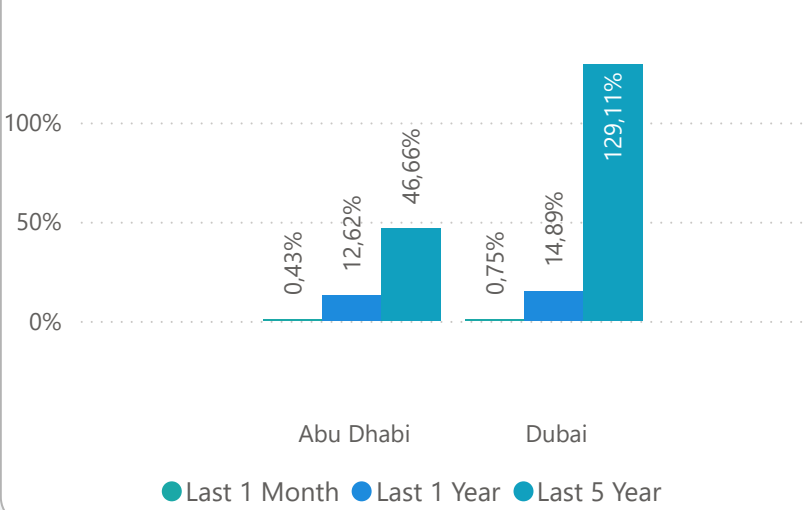


Villa

Villa Sales Price Index (2014,Jan=100)

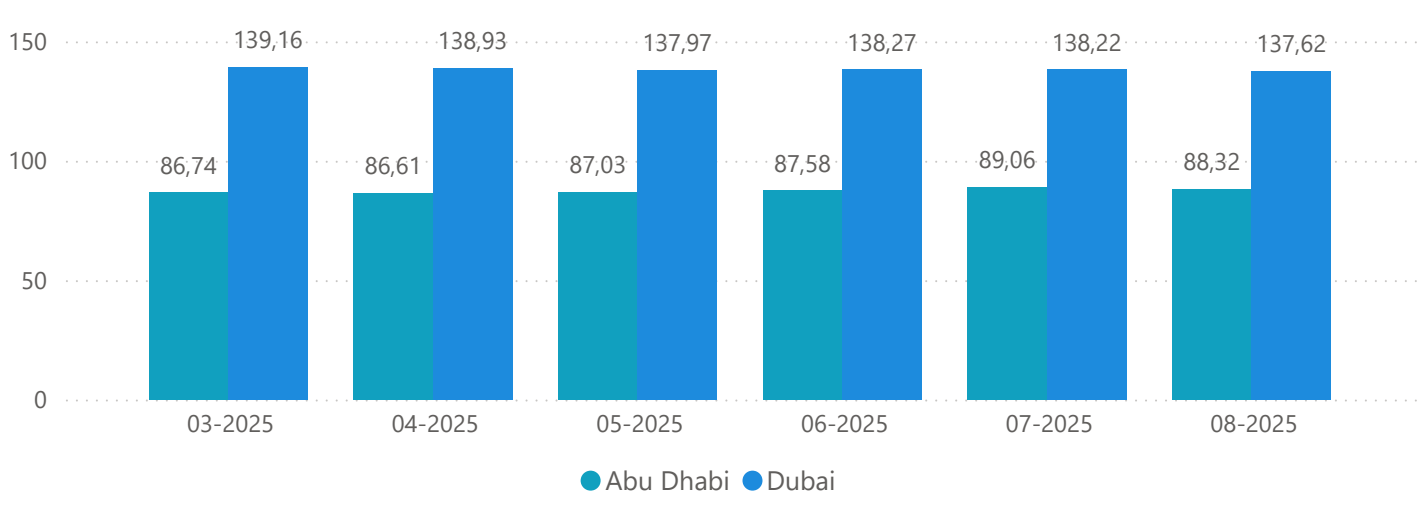


Villa Sales Price Changes (%)

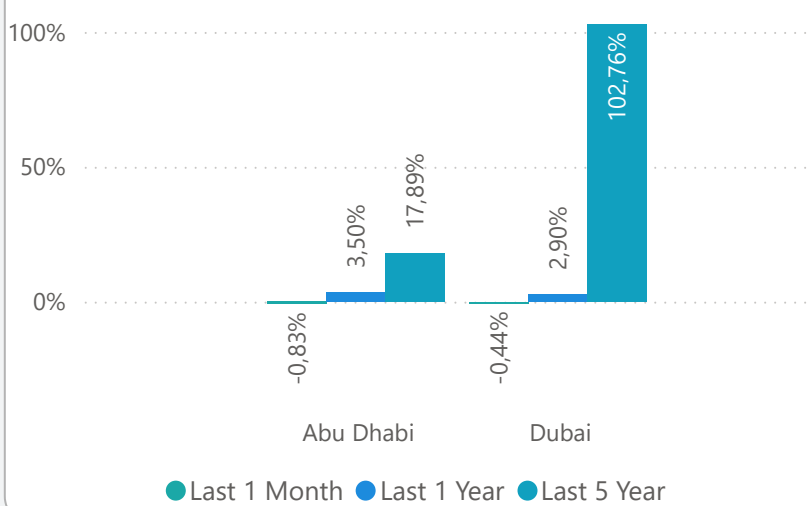


- **Abu Dhabi** Residential Property Sales Price Index for villas **increased** by **0.52** points, from **120.78** to **121.30**, which represents an **increase** of **0.43%** in **August 2025**. Prices also increased **12.62%** y-o-y.
- **Dubai** Residential Property Sales Price Index for villas **increased** by **1.26** points, from **169.88** to **171.14**, which represents an **increase** of **0.75%** in **August 2025**. Prices also increased **14.89%** y-o-y.

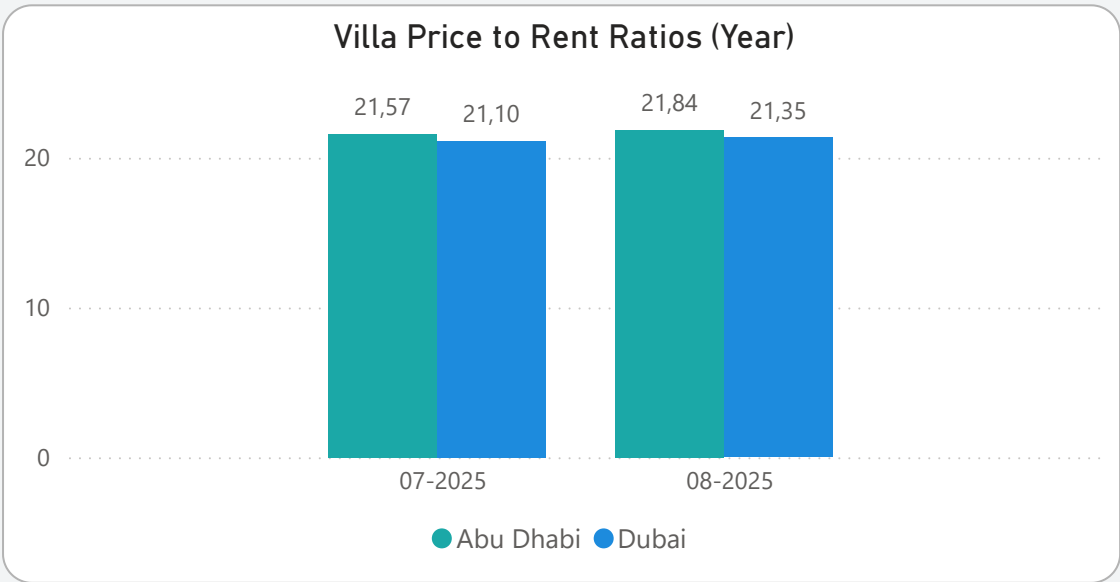
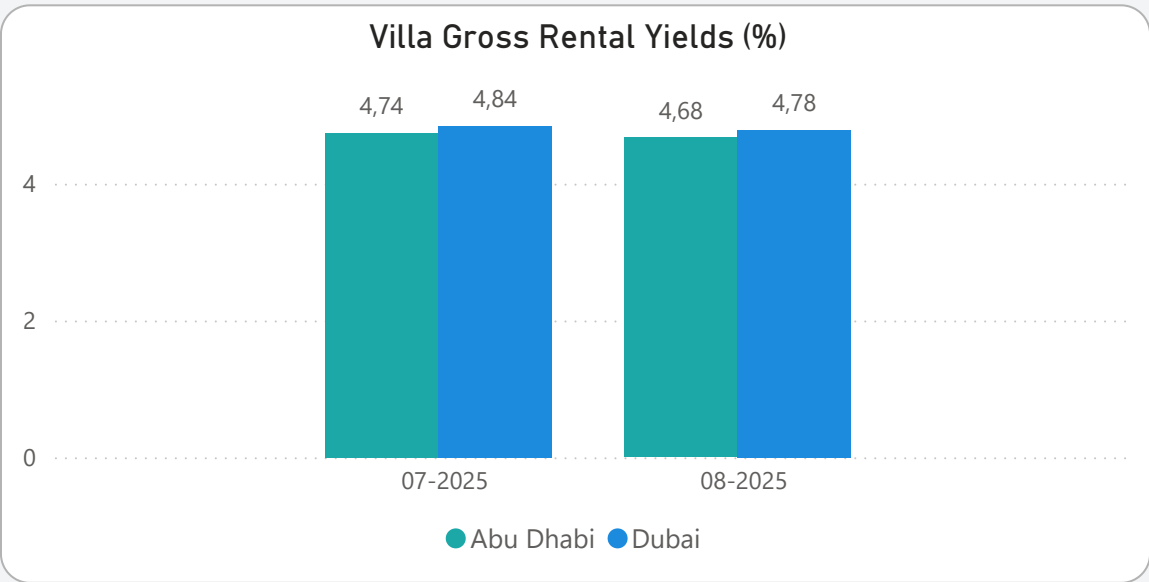
Villa Rent Price Index (2014,Jan=100)



Villa Rent Price Changes (%)

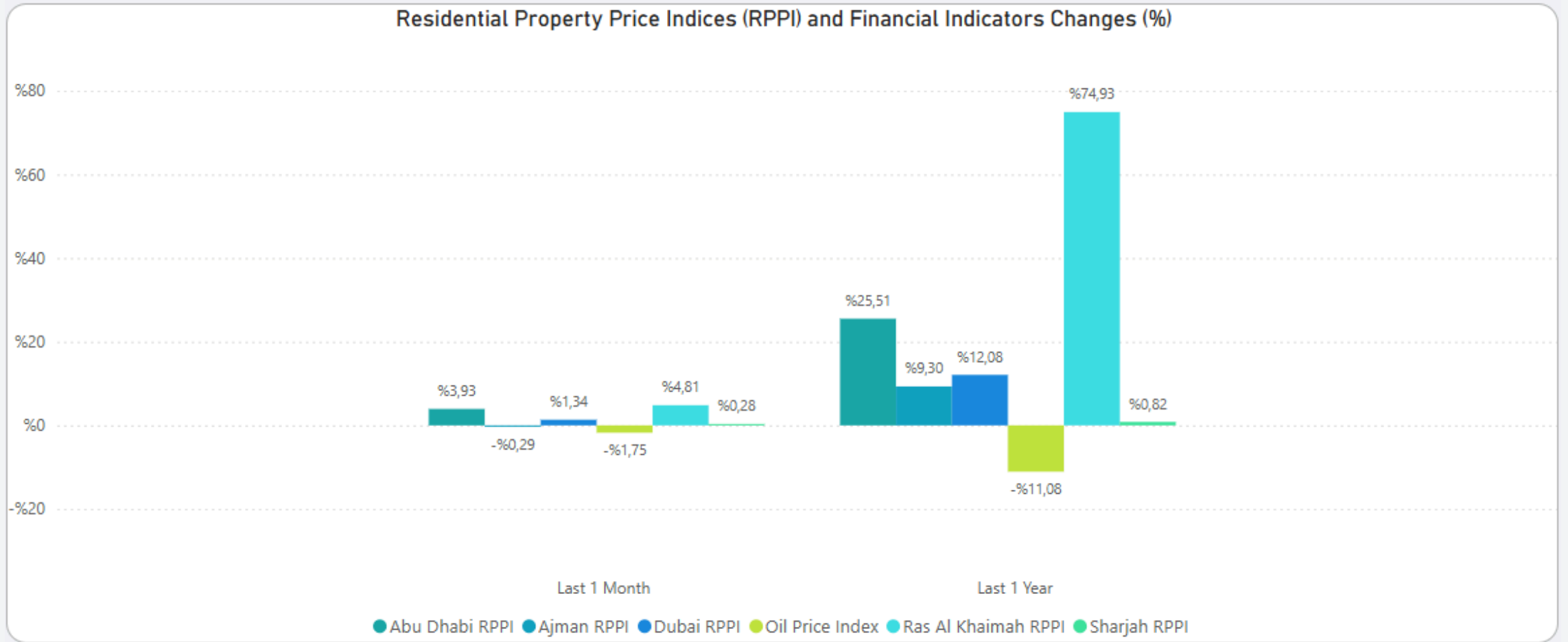
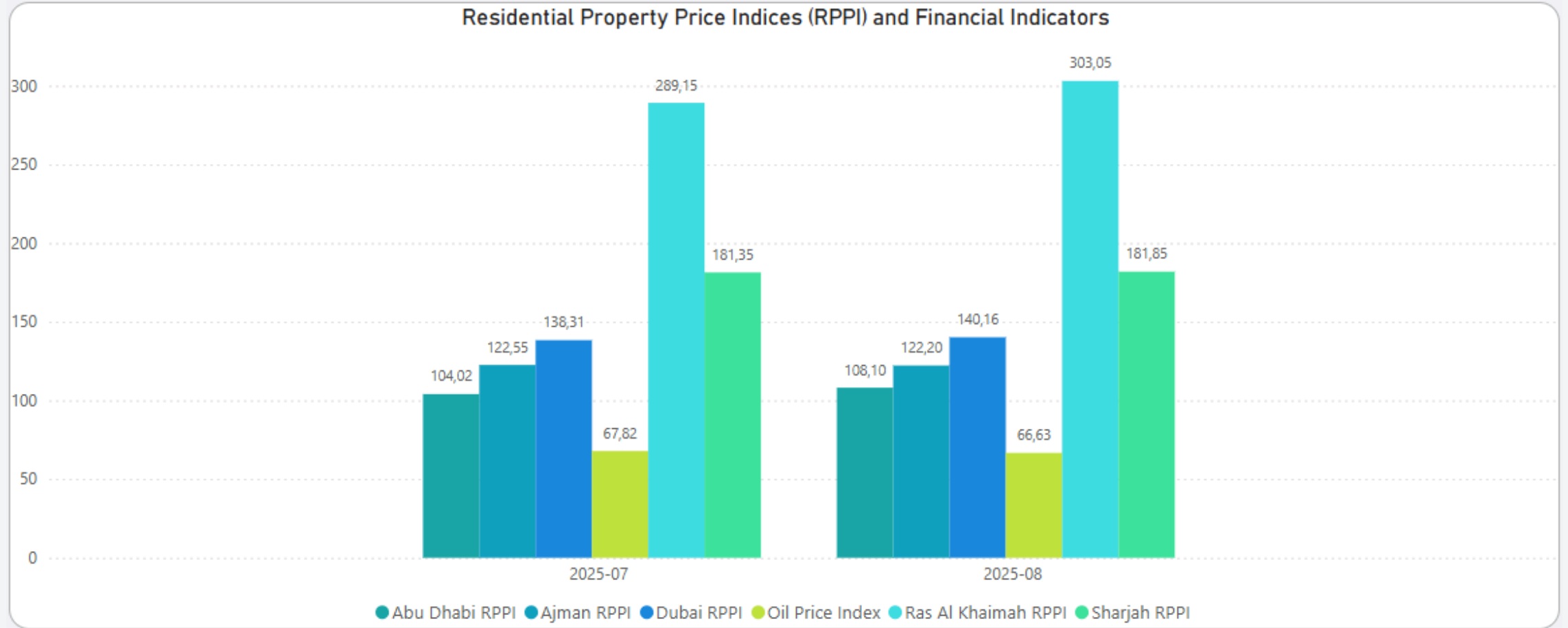


- **Abu Dhabi** Residential Property Rent Price Index for villas **decreased** by **0.74** points, from **89.06** to **88.32**, which represents a **decrease** of **0.83%** in **August 2025**. Prices increased **3.50%** y-o-y.
- **Dubai** Residential Property Rent Price Index for villas **decreased** by **0.60** points, from **138.22** to **137.62**, which represents a **decrease** of **0.44%** in **August 2025**. Prices increased **2.90%** y-o-y.



RETURN ON INVESTMENT OF DIFFERENT ASSET CLASSES

• Oil price index based on OPEC basket price.



REIDIN-UAE RESIDENTIAL PROPERTY PRICE INDICES METHODOLOGY & COVERAGE

REIDIN UAE Residential Property Price Indices (RPPIs) are designed to be a reliable and consistent benchmark of housing sales and rent prices in Dubai, Abu Dhabi, Ajman, Ras Al Khaimah and Sharjah. The purpose of the indices is to measure the average differences in house prices in a particular geographic market through a timeline.

Methodology and Coverage

Monthly REIDIN UAE RPPIs are calculated based on moving average median prices— an approach that is widely used for indexing housing prices – which involves median of sales and rent prices of properties in a corresponding region. The median series of sales and rent price data is constructed by taking “the median price/sqm” of all properties during a certain time period.

LEGAL NOTICE

Although all values, statements and visual materials in this report are provided, indicated and calculated neatly by REIDIN, we make no warranty, assurance or guarantee that materials and values are absolutely accurate. REIDIN highly recommends that this report should not be taken as an endorsement of or recommendation on any participation by any intending investor or any other party in any transaction whatsoever. This information is presented exclusively for use by REIDIN clients and professionals and all rights to the material are reserved and cannot be reproduced without prior written permission of REIDIN.



REIDIN – DUBAI OFFICE

Concord Tower. No: 2304.
Dubai Media City. PO Box 333929
Dubai. United Arab Emirates

Tel: +971 4 277 68 35

Fax: +971 4 360 47 88

www.reidin.com info@reidin.com

