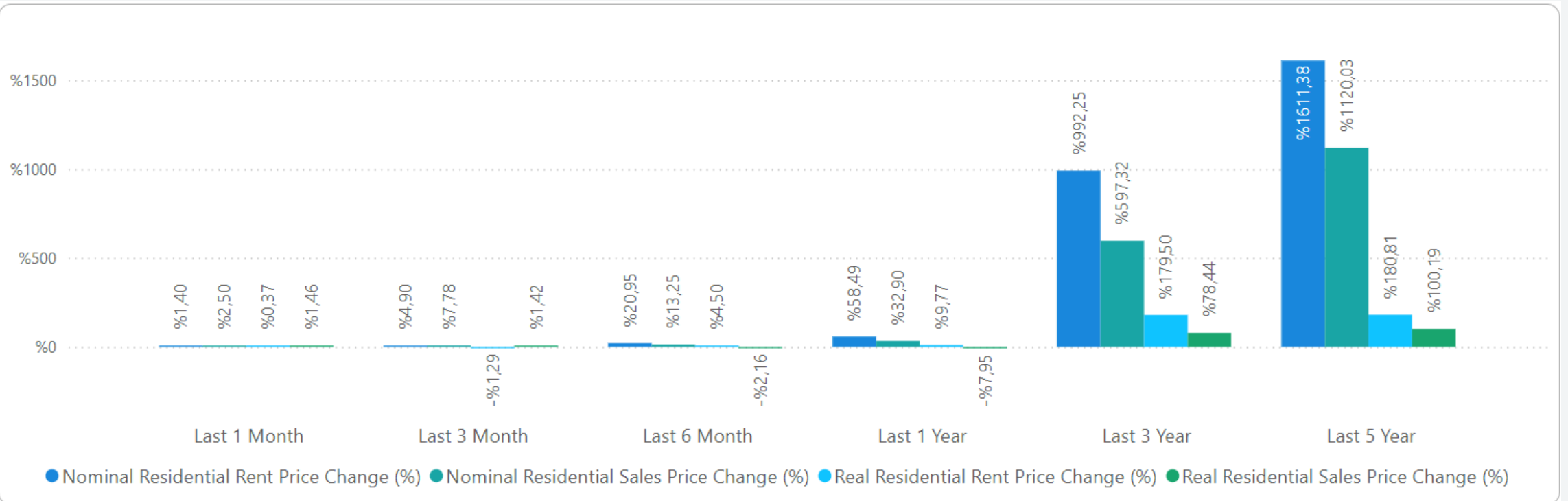


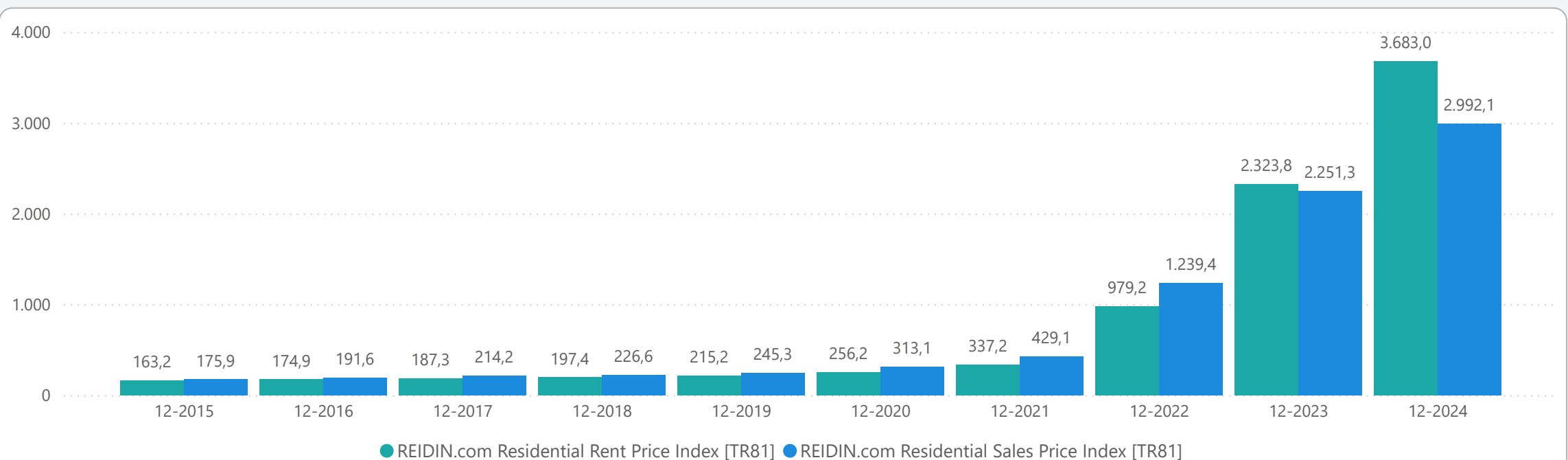
TURKEY RESIDENTIAL SALES AND RENT PRICE CHANGES



• In **December 2024**, Turkey Residential **Sales Prices** increased by **2.50%** in nominal terms and **1.46%** in real terms compared to the previous month and also increased by **32.90%** in nominal terms and decreased by **7.95%** in real terms when compared to **December 2023**.

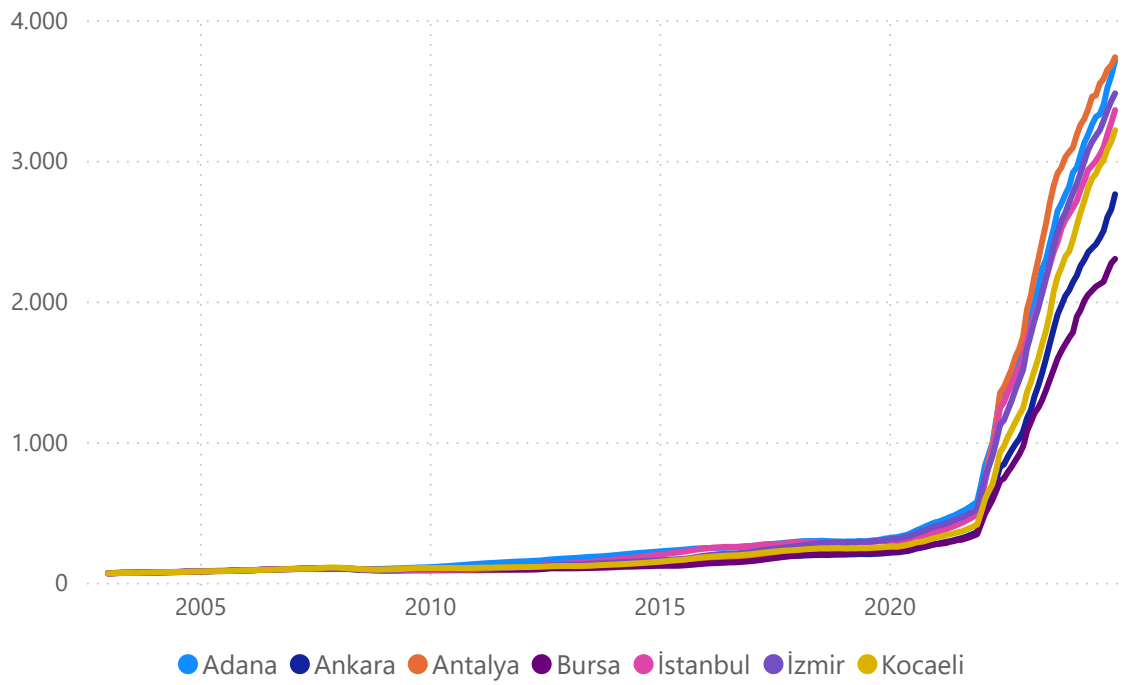
• In **December 2024**, Turkey Residential **Rent Prices** increased by **1.40%** in nominal terms and **0.37%** in real terms compared to the previous month and also increased by **58.49%** in nominal terms and **9.77%** in real terms when compared to **December 2023**.

RESIDENTIAL SALES AND RENT PRICE INDEX - Country Wide

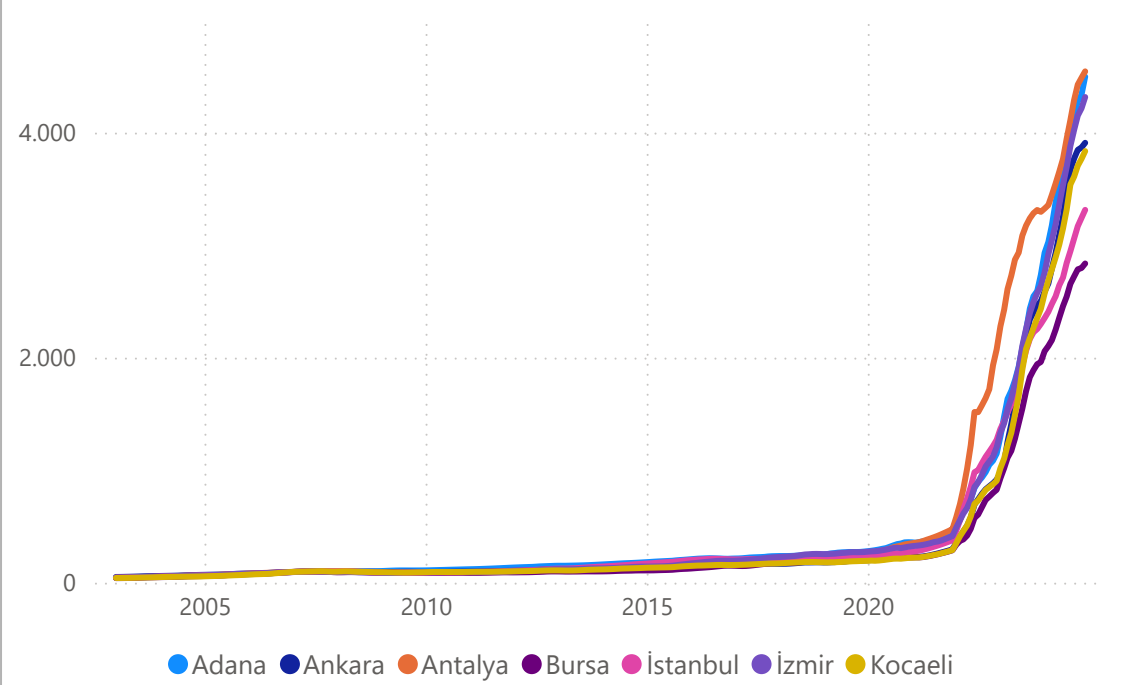


RESIDENTIAL SALES AND RENT PRICE INDEX - TR7 Cities

SALES PRICE INDEX

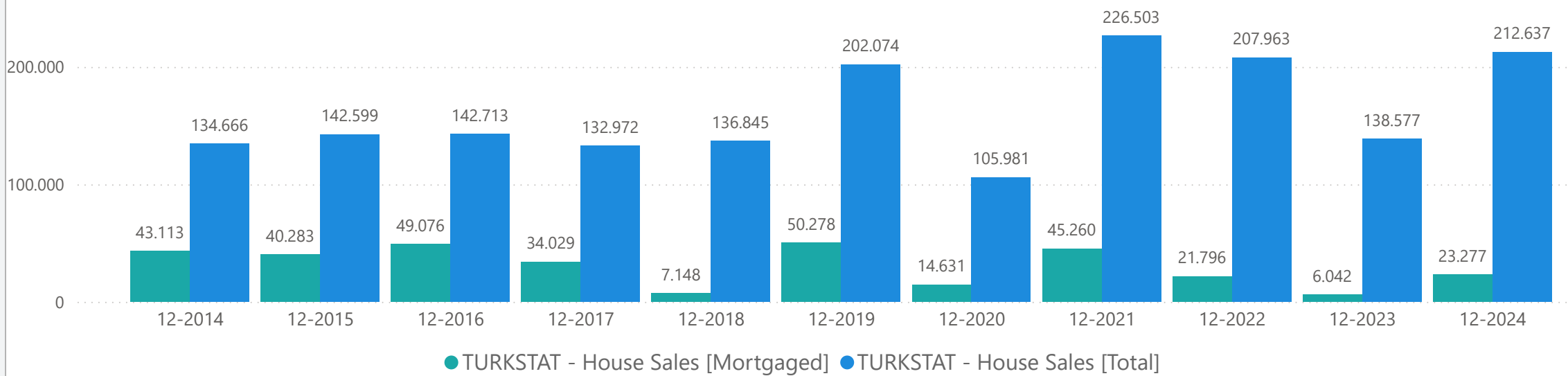


RENT PRICE INDEX

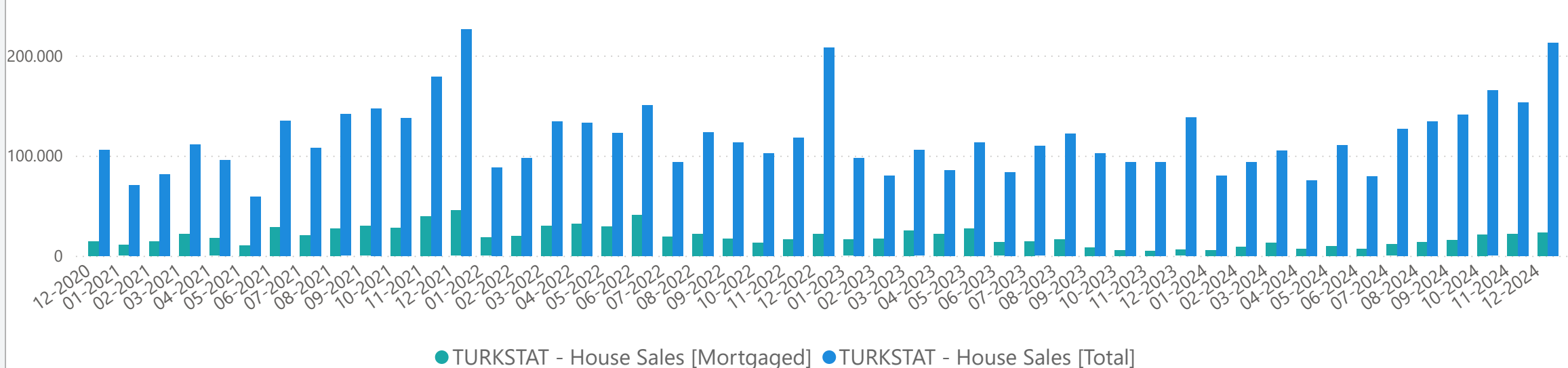


HOUSING SALES STATISTICS

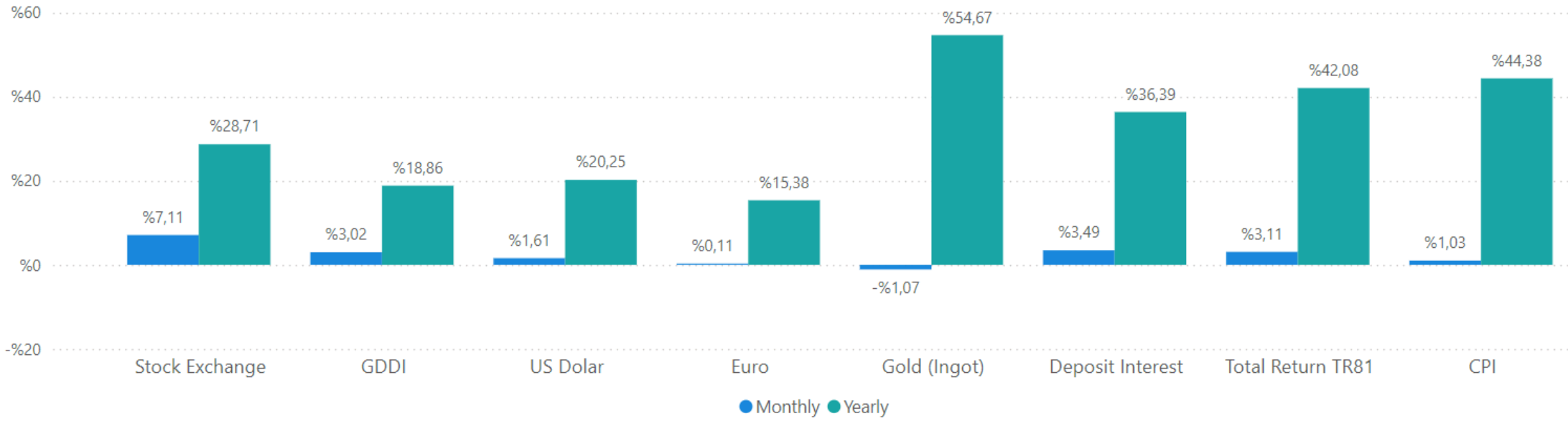
MORTGAGE AND TOTAL SALES STATUS ON YEARLY BASIS IN DECEMBER



HOUSE SALES NUMBERS ON MONTHLY BASIS



RETURN ON INVESTMENT OF DIFFERENT ASSET CLASSES



STANDARDS - DEFINITIONS

What Is?

The REIDIN Turkey Residential Property Price Indices (TRPPIs) are designed to be a reliable and consistent benchmark of housing prices in Turkey. The purpose is to measure the average differences in house prices in a particular geographic market.

Methodology

Index series are calculated monthly sample of offered/asked listing price data. The REIDIN TRPPIs, use a "stratified median index" approach and are calculated by the Laspeyres price index formula. TR-7 indices are set at 100 starting at the beginning of June 2007 (June 2007=100) and the rest index series are set at 100 starting at the beginning of January 2012 (January 2012=100) and January 2015 (January 2015=100).

Real changes are calculated by adjusting the nominal changes in the REIDIN Residential Sales & Rent Price Index for the relevant month by CPI and excluding the effect of inflation.

Coverage

Index series cover 81 cities, their 258 counties and 1255 districts.

LEGAL NOTICE

Although all values, statements and visual materials in this report are provided, indicated and calculated neatly by REIDIN, we make no warranty, assurance or guarantee that materials and values are absolutely accurate. REIDIN highly recommends that this report should not be taken as an endorsement of or recommendation on any participation by any intending investor or any other party in any transaction whatsoever. This information is presented exclusively for use by REIDIN clients and professionals and all rights to the material are reserved and cannot be reproduced without prior written permission of REIDIN.

REIDIN
Data Analytics

Maslak Mahallesi, Büyükdere
Caddesi No:249/6
Sarıyer, İstanbul, Türkiye

T: 0850 217 3422

www.reidin.com info@reidin.com